

KICKER®

48KMA600.4

4x150w 4-Ch Weather-Resistant Full-Range Amp; RoHS Compliant

Specifications

Electrical Parameters

Power (@14.4V, <1%THD+N)	4Ω Stereo	75W x 4
Power (@14.4V, <1%THD+N)	2Ω Stereo	150W x 4
Power (@14.4V, <1%THD+N)	4Ω Bridged	300W x 2
Dynamic Power (@14.4V, <10%THD+N)	4Ω Bridged	725W
Lowest Rated Impedance		2Ω Stereo / 4Ω Bridged
Signal to Noise Ratio (CEA)	1W	>-75dB
Signal to Noise Ratio	Rated Power	>-95dB
Channel Separation (Rated Power)	1000Hz	>55dB
CMRR	1000Hz	-40dB
Input Impedance		>20kΩ
Frequency Response		10Hz - 20kHz
Variable HiPass Filter (Amp 1 & 2)	12dB / Octave BW	50Hz - 200Hz
Variable LoPass Filter (Amp 1 & 2)	12dB / Octave BW	50Hz - 200Hz
KickEQ™ Variable Bass Boost	40Hz	0dB - 6dB
Standby Current (Remote Off)		<2mA
Idle Current (Remote On)		<3A
Current Draw (Rated Power)		<80A
Low Level Input Sensitivity		125mV - 5V
High Level Input Sensitivity		250mV - 10V
Under Voltage Protection		10V
Over Voltage Protection		16V

What's in the box?

48KMA600.4
KICKER® Power Chart
Birth Certificate
KMA Multichannel Customer Information Card
Hardware Pack - 3mm Hex Key, and Stainless-Steel Mounting Hardware

Physical Materials

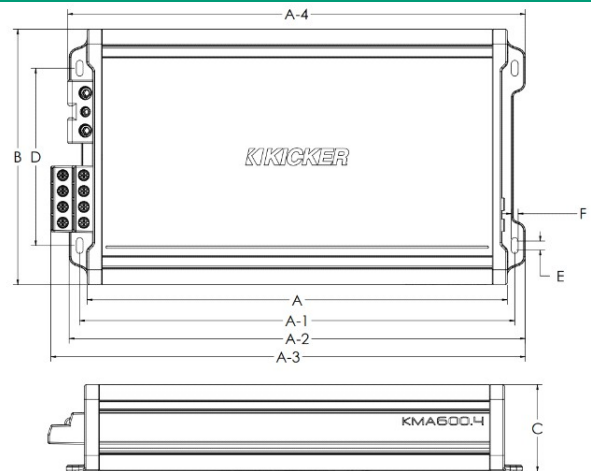
Heat Sink	UV Treated Anodized Extruded Aluminum
End Plate	Powder Coated Stamped Aluminum
End Plate Trim	Painted Injection Molded ABS Plastic
Bottom Plate	Powder Coated Stamped Aluminum



Features

- KICKER Real Marine™ Designed for Marine Environments
- Variable Active Crossover for Ideal Speaker Matching
- KickEQ™ Bass Boost for Additional Low Frequencies
- Conformal Coated Printed Circuit Board
- UV Treated Aluminum Chassis
- ABYC/NMMA - Compliant Power Terminals

Unit Dimensions

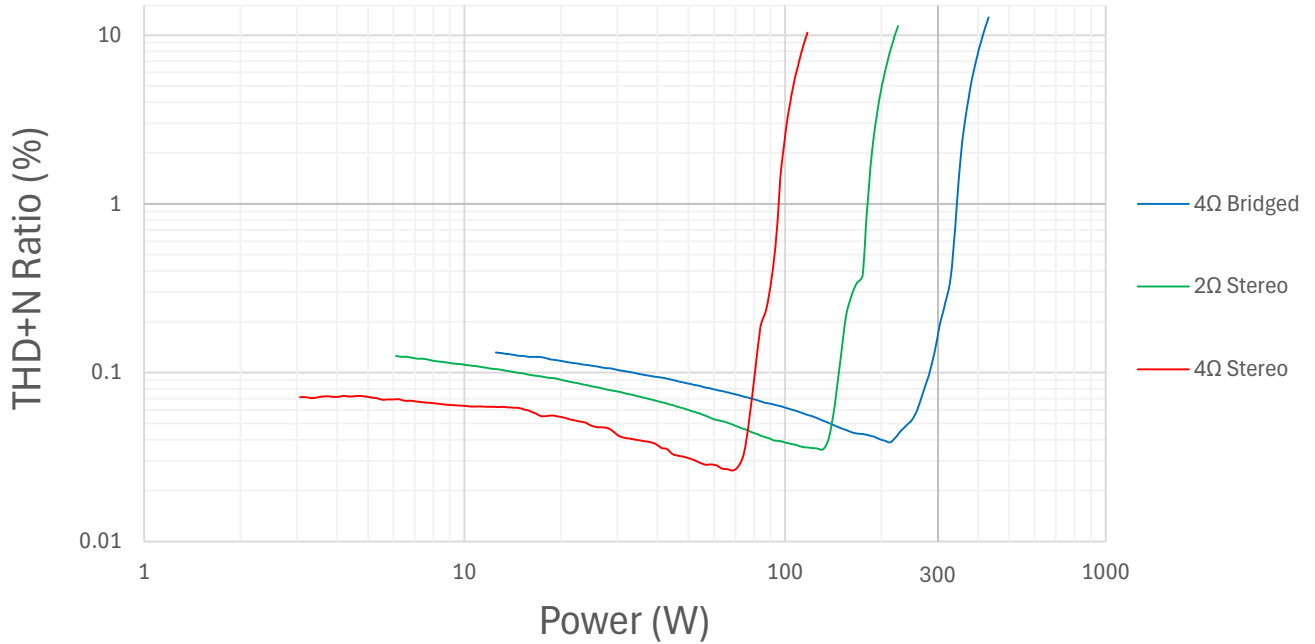


A - Chassis Length	11-1/32"	280.0mm
A-1 - Mounting Holes Location - Length	11-13/32"	290.0mm
A-2 - Overall Length Without Terminals	11-31/32"	304.0mm
A-3 - Overall Length With Speaker Terminals	12-7/16"	316.3mm
A-4 - Overall Length With Power Terminals	12"	305.0mm
B - Overall Width	6-11/16"	170mm
C - Overall Height	2-9/32"	58.0mm
D - Mounting Holes Location - Width	4-21/32"	118.0mm
E - Mounting Holes Diameter	1/4"	6.0mm
F - Mounting Holes Width	3/16"	4.5mm

Technical Graph Data

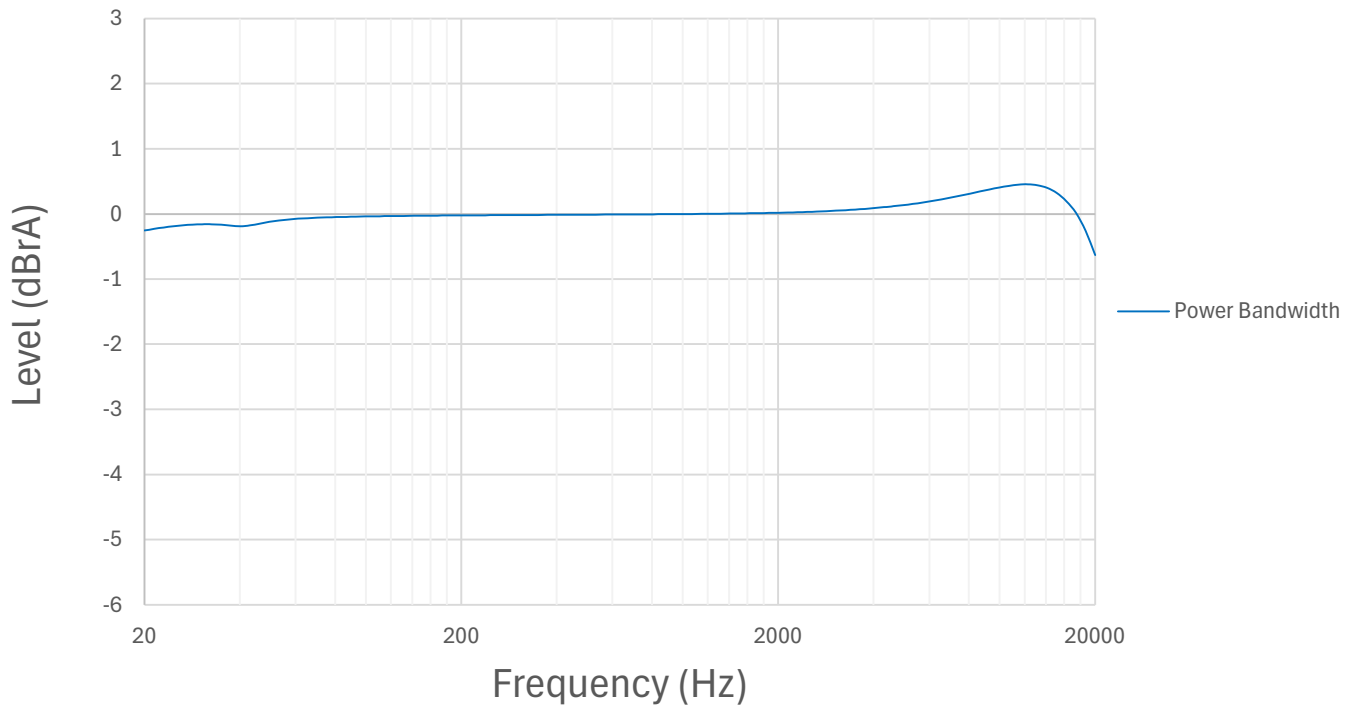
AMP1 and AMP2 - THD+N vs. Power (W) @14.4VDC

THD+N Ratio (%) vs. Power (W)



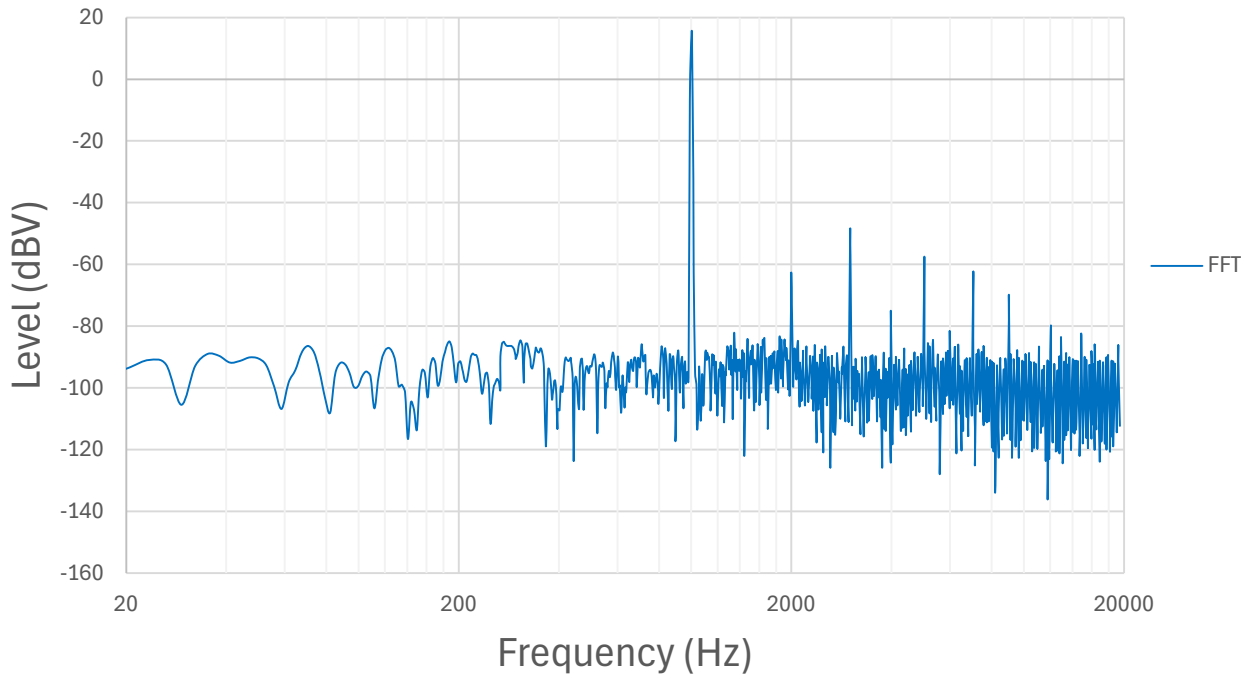
AMP1 and AMP2 - Power Bandwidth (4Ω) @14.4VDC

Power Bandwidth, re: Rated Power (75W @ 4Ω)



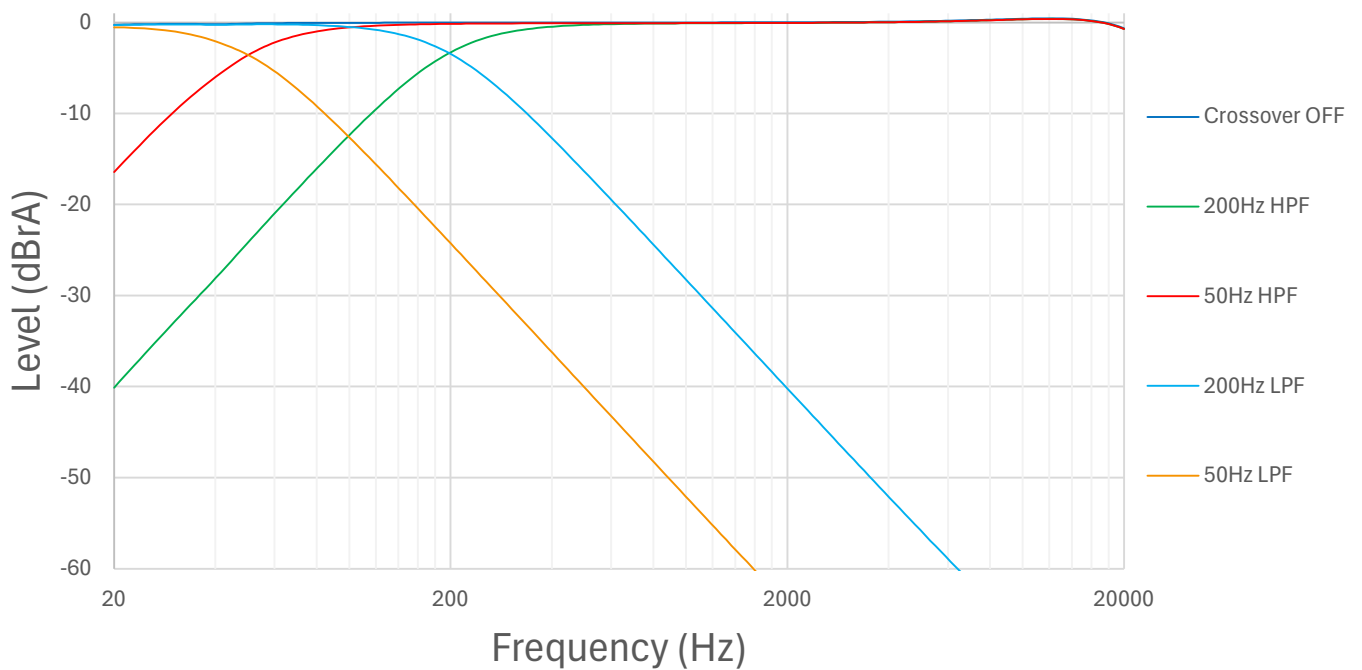
AMP1 and AMP2 - FFT

FFT (1kHz Signal)



AMP1 and AMP2 Crossover Frequency Response

AMP1 and AMP2 Crossover Frequency Response



KickEQ™

